

PO

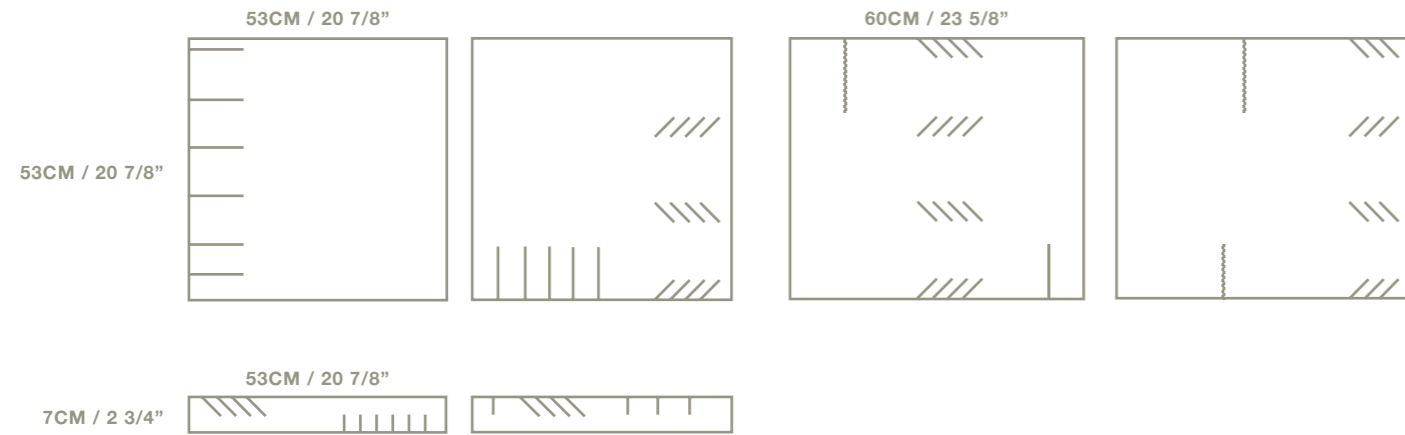
**THE BEAUTY OF
IMPER
FECTION**

TECHNICAL
INFO


INKEE

RO TECHNICAL INFO

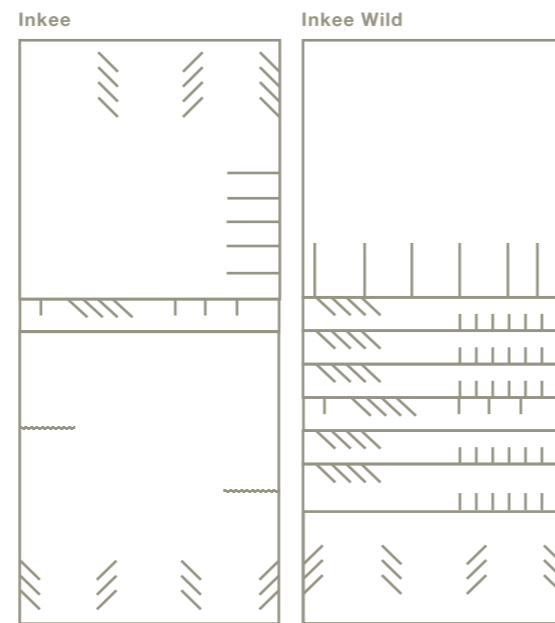
INKEE — FAMILY TILES



FIXED COMBINATION



LAYOUT SUGGESTIONS



PACKING / INFORMATION

	PCS-SQM	PCS-CRATE	SQM-CRATE	KG-CRATE	SUITABILITY
Inkee	Fixed Set 1.272	11 Sets	13.992	601.66	Interior / Exterior Use For Walls
Inkee Wild	Fixed Set 1.7172	9 Sets	15.45	649.10	Interior / Exterior Use For Walls

GENERAL MATERIAL PERFORMANCE DATA

* Tested according to NP EN1339 standart	Dimensions Tolerance	Bending Strength	Abrasion Resistance	Reaction To Fire	Slip / Skid	Water Absorption	Freeze / Thaw Resistance
	Class 3(R) ±2mm	Class 2(T) ≥4mpa	Class 4(I) ≤20mm	A1	Satisfactory	Class 2(B) ≤6% as a mean	Class 3(D) ≤1.0 kg/M²

COLOUR PALETTE



