

**RO**

**THE BEAUTY OF  
IMPER  
FECTION**

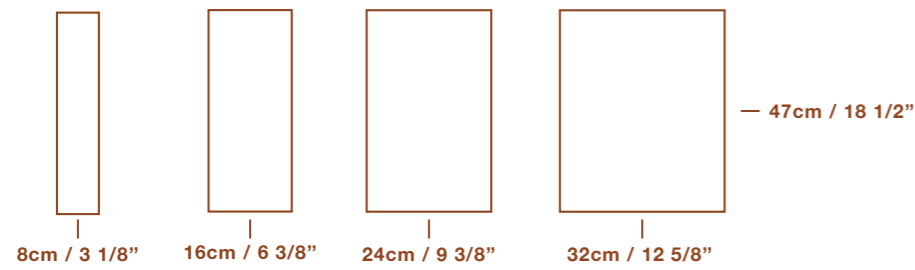
TECHNICAL  
INFO

**DIAGONAL**

# RO TECHNICAL INFO

## DIAGONAL LINE — FAMILY TILES

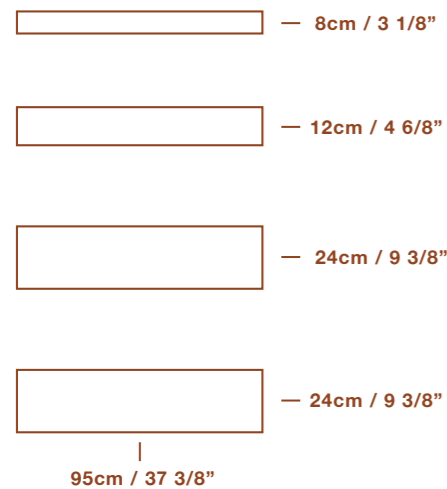
### Diagonal Brick Sizes



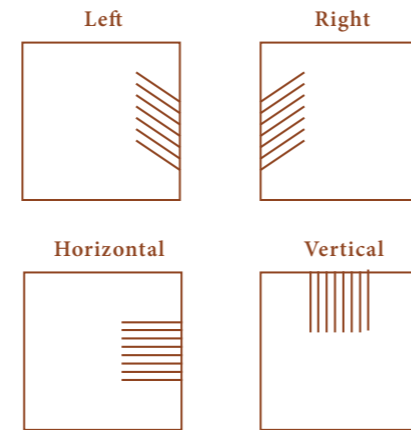
### Diagonal Line Size




### Diagonal Row Sizes



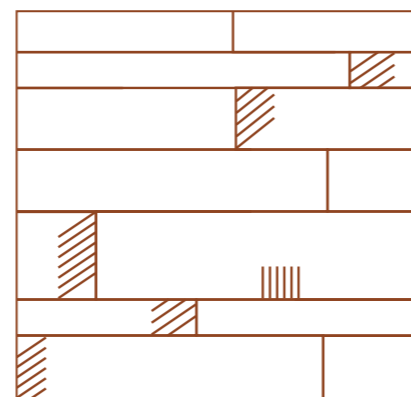
## DIAGONAL TEXTURES



## (BRICK) FIXED COMBINATION



## (ROW) FIXED COMBINATION



## PACKING / INFORMATION

	PCS-SQM	PCS-CRATE	SQM-CRATE	KG-CRATE	SUITABILITY
Diagonal Brick	Fixed Set 1.504	11 Sets	16.54	711	Interior / Exterior Use For Walls
Diagonal Row	Fixed Set 1.672	10 Sets	16.72	719	Interior / Exterior Use For Walls
Diagonal Line	0.912	17 Sets	15.5	666	Interior / Exterior Use For Walls

## GENERAL MATERIAL PERFORMANCE DATA

* Tested according to NP EN1339 standart	Dimensions Tolerance	Bending Strength	Abrasion Resistance	Reaction To Fire	Slip / Skid	Water Absorption	Freeze / Thaw Resistance
	Class 3(R) ±2mm	Class 2(T) ≥4mpa	Class 4(I) ≤20mm	A1	Satisfactory	Class 2(B) ≤6% as a mean	Class 3(D) ≤1.0 kg/M <sup>2</sup>

## COLOUR PALETTE



